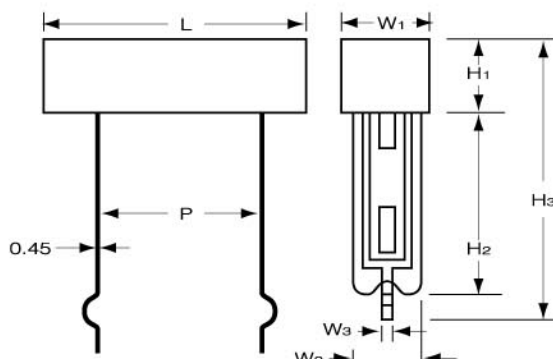


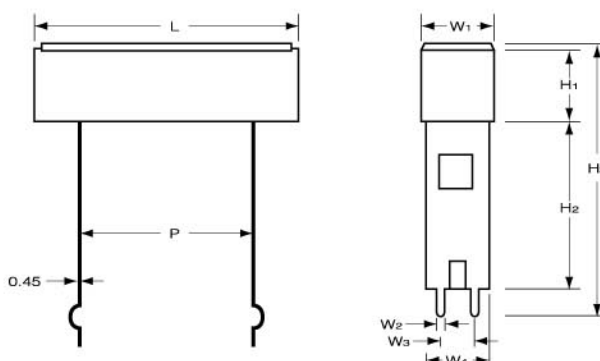
SQZ-YD



DIMENSIONS:

Watt	Watt Dimensions (mm)								Ohm (Ω)
	L	P	W ₁	W ₂	W ₃	H ₁	H ₂	H ₃	
5	27.0±1.5	15.0±1.5	9.5±1.0	7.5±0.2	1.6±0.2	9.5±1.0	25.0±1.0	39.0±1.0	0.47-220
7	35.0±1.5	22.5±1.5	9.5±1.0	7.5±0.2	1.6±0.2	9.5±1.0	25.0±1.0	39.0±1.0	0.68-470
10	48.0±1.5	35.0±1.5	9.5±1.0	7.5±0.2	1.6±0.2	9.5±1.0	25.0±1.0	39.0±1.0	1.0-680
15	48.5±1.5	32.5±1.5	12.5±1.0	10.0±0.2	3.0±0.2	12.5±1.0	30.0±1.0	47.5±1.0	1.0-820
20	63.5±1.5	44.0±1.5	12.5±1.0	10.0±0.2	3.0±0.2	12.5±1.0	30.0±1.0	47.5±1.0	1.0-1K

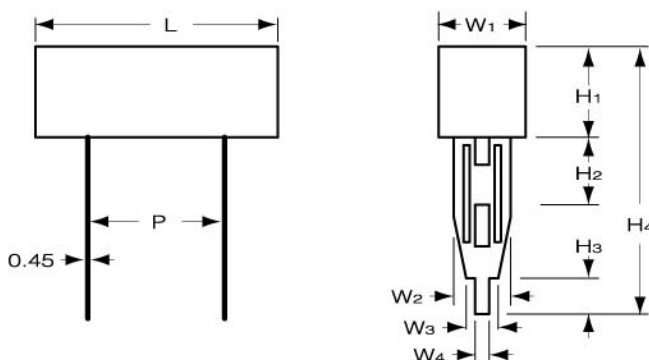
SQZ-YD-1



DIMENSIONS:

Watt	Watt Dimensions (mm)									Ohm (Ω)
	L	P	W ₁	W ₂	W ₃	W ₄	H ₁	H ₂	H ₃	
5	27.0±1.5	15.0±1.5	9.5±1.0	1.4±0.2	3.5±0.2	7.3±0.2	9.5±1.0	25.0±1.0	39.0±1.0	0.47-220
7	35.0±1.5	22.5±1.5	9.5±1.0	1.4±0.2	3.5±0.2	7.3±0.2	9.5±1.0	25.0±1.0	39.0±1.0	0.68-470
10	48.0±1.5	35.0±1.5	9.5±1.0	1.4±0.2	3.5±0.2	7.3±0.2	9.5±1.0	25.0±1.0	39.0±1.0	1.0-820
15	48.5±1.5	32.5±1.5	12.5±1.0	2.0±0.2	5.0±0.2	10.0±0.2	12.5±1.0	30.0±1.0	47.5±1.0	1.0-820
20	63.5±1.5	44.0±1.5	12.5±1.0	2.0±0.2	5.0±0.2	10.0±0.2	12.5±1.0	30.0±1.0	47.5±1.0	1.0-1K

SQZ-YE



DIMENSIONS:

Watt	Watt Dimensions (mm)										Ohm (Ω)
	L	P	W ₁	W ₂	W ₃	W ₄	H ₁	H ₂	H ₃	H ₄	
3	24.0±1.5	12.5±1.5	9.0±1.0	7.4±0.2	5.5±0.2	3.0±0.2	9.0±1.0	7.5±1.0	4.5±1.0	29.9±1.0	0.47-180
5	27.0±1.5	15.0±1.5	9.5±1.0	7.4±0.2	5.5±0.2	3.0±0.2	9.5±1.0	7.5±1.0	4.5±1.0	30.4±1.0	0.47-220
7	35.0±1.5	22.5±1.5	9.5±1.0	7.4±0.2	5.5±0.2	3.0±0.2	9.5±1.0	7.5±1.0	4.5±1.0	30.4±1.0	0.68-470
10	48.0±1.5	35.0±1.5	9.5±1.0	7.4±0.2	5.5±0.2	3.0±0.2	9.5±1.0	7.5±1.0	4.5±1.0	30.4±1.0	1.0-680